

FARM GROVE

THE VALLEY

FLOOR PLAN



EMAAR

FARM GROVE

THE VALLEY

WILLOW 4 BEDROOM

UNIT	TOTAL AREA		
4B- Stand Alone Villa	5,580.76 SQFT	518.47 SQM	
SUITE AREA	3,833.89 SQFT	356.18 SQM	
GARAGE AREA	472.32 SQFT	43.88 SQM	
BALCONY/TERRACE AREA	1,274.55 SQFT	118.41 SQM	

KEYPLAN



GROUND FLOOR



FIRST FLOOR



SECOND FLOOR

FLOOR PLAN 1. All dimensions are in imperial and metric, and measured from finish to finish excluding construction tolerances. 2. All materials, dimensions, and drawings are approximate only. 3. Information is subject to change without notice, at developer's absolute discretion. 4. Actual area may vary from the stated area. 5. Drawings not to scale. 6. All images used are for illustrative purposes only and do not represent the actual size, features, specifications, fittings, and furnishings. 7. The developer reserves the right to make revisions / alterations, at its absolute discretion, without any liability whatsoever.

EMAAR

FARM GROVE

THE VALLEY

LAVENDER 4 BEDROOM

UNIT	TOTAL AREA		
4B- Stand Alone Villa	5,580.76 SQFT	518.47 SQM	
SUITE AREA	3,833.89 SQFT	356.18 SQM	
GARAGE AREA	472.32 SQFT	43.88 SQM	
BALCONY/TERRACE AREA	1,274.55 SQFT	118.41 SQM	

KEYPLAN



GROUND FLOOR



FIRST FLOOR



SECOND FLOOR

FLOOR PLAN 1. All dimensions are in imperial and metric, and measured from finish to finish excluding construction tolerances. 2. All materials, dimensions, and drawings are approximate only. 3. Information is subject to change without notice, at developer's absolute discretion. 4. Actual area may vary from the stated area. 5. Drawings not to scale. 6. All images used are for illustrative purposes only and do not represent the actual size, features, specifications, fittings, and furnishings. 7. The developer reserves the right to make revisions / alterations, at its absolute discretion, without any liability whatsoever.

EMAAR

FARM GROVE

THE VALLEY

IVY 5 BEDROOM

UNIT	TOTAL AREA		
5B- Stand Alone Villa	6,078.16 SQFT	564.68 SQM	
SUITE AREA	4,361.96 SQFT	405.24 SQM	
GARAGE AREA	475.98 SQFT	44.22 SQM	
BALCONY/TERRACE AREA	1,240.22 SQFT	115.22 SQM	

KEYPLAN



GROUND FLOOR



FIRST FLOOR



SECOND FLOOR

FLOOR PLAN 1. All dimensions are in imperial and metric, and measured from finish to finish excluding construction tolerances. 2. All materials, dimensions, and drawings are approximate only. 3. Information is subject to change without notice, at developer's absolute discretion. 4. Actual area may vary from the stated area. 5. Drawings not to scale. 6. All images used are for illustrative purposes only and do not represent the actual size, features, specifications, fittings, and furnishings. 7. The developer reserves the right to make revisions / alterations, at it's absolute discretion, without any liability whatsoever.

EMAAR

FARM GROVE

THE VALLEY

ORCHID 5 BEDROOM

UNIT	TOTAL AREA		
5B-Stand Alone Villa	6,078.16 SQFT	564.68 SQM	
SUITE AREA	4,361.96 SQFT	405.24 SQM	
GARAGE AREA	475.98 SQFT	44.22 SQM	
BALCONY/TERRACE AREA	1,240.22 SQFT	115.22 SQM	

KEYPLAN



GROUND FLOOR



FIRST FLOOR



SECOND FLOOR

FLOOR PLAN 1. All dimensions are in imperial and metric, and measured from finish to finish excluding construction tolerances. 2. All materials, dimensions, and drawings are approximate only. 3. Information is subject to change without notice, at developer's absolute discretion. 4. Actual area may vary from the stated area. 5. Drawings not to scale. 6. All images used are for illustrative purposes only and do not represent the actual size, features, specifications, fittings, and furnishings. 7. The developer reserves the right to make revisions / alterations, at its absolute discretion, without any liability whatsoever.

EMAAR

FARM GROVE

THE VALLEY

GARDENIA 4 BEDROOM

UNIT	TOTAL AREA		
4B-Villa	3,754.88 SQFT	348.84 SQM	
SUITE AREA	2,885.59 SQFT	268.08 SQM	
GARAGE AREA	448.21 SQFT	41.64 SQM	
BALCONY/TERRACE AREA	421.08 SQFT	39.12 SQM	

KEYPLAN



GROUND FLOOR



FIRST FLOOR



SECOND FLOOR

FLOOR PLAN 1. All dimensions are in imperial and metric, and measured from finish to finish excluding construction tolerances. 2. All materials, dimensions, and drawings are approximate only. 3. Information is subject to change without notice, at developer's absolute discretion. 4. Actual area may vary from the stated area. 5. Drawings not to scale. 6. All images used are for illustrative purposes only and do not represent the actual size, features, specifications, fittings, and furnishings. 7. The developer reserves the right to make revisions / alterations, at its absolute discretion, without any liability whatsoever.

EMAAR

FARM
GROVE

THE VALLEY

LOTUS
4 BEDROOM

UNIT	TOTAL AREA			
4 B- Villa	3,741.32	SQFT	347.58	SQM
SUITE AREA	2,876.11	SQFT	267.20	SQM
GARAGE AREA	448.21	SQFT	41.64	SQM
BALCONY/TERRACE AREA	416.99	SQFT	38.74	SQM

KEYPLAN



GROUND FLOOR



FIRST FLOOR



SECOND FLOOR

FLOOR PLAN 1. All dimensions are in imperial and metric, and measured from finish to finish excluding construction tolerances. 2. All materials, dimensions, and drawings are approximate only. 3. Information is subject to change without notice, at developer's absolute discretion. 4. Actual area may vary from the stated area. 5. Drawings not to scale. 6. All images used are for illustrative purposes only and do not represent the actual size, features, specifications, fittings, and furnishings. 7. The developer reserves the right to make revisions / alterations, at it's absolute discretion, without any liability whatsoever.

EMAAR

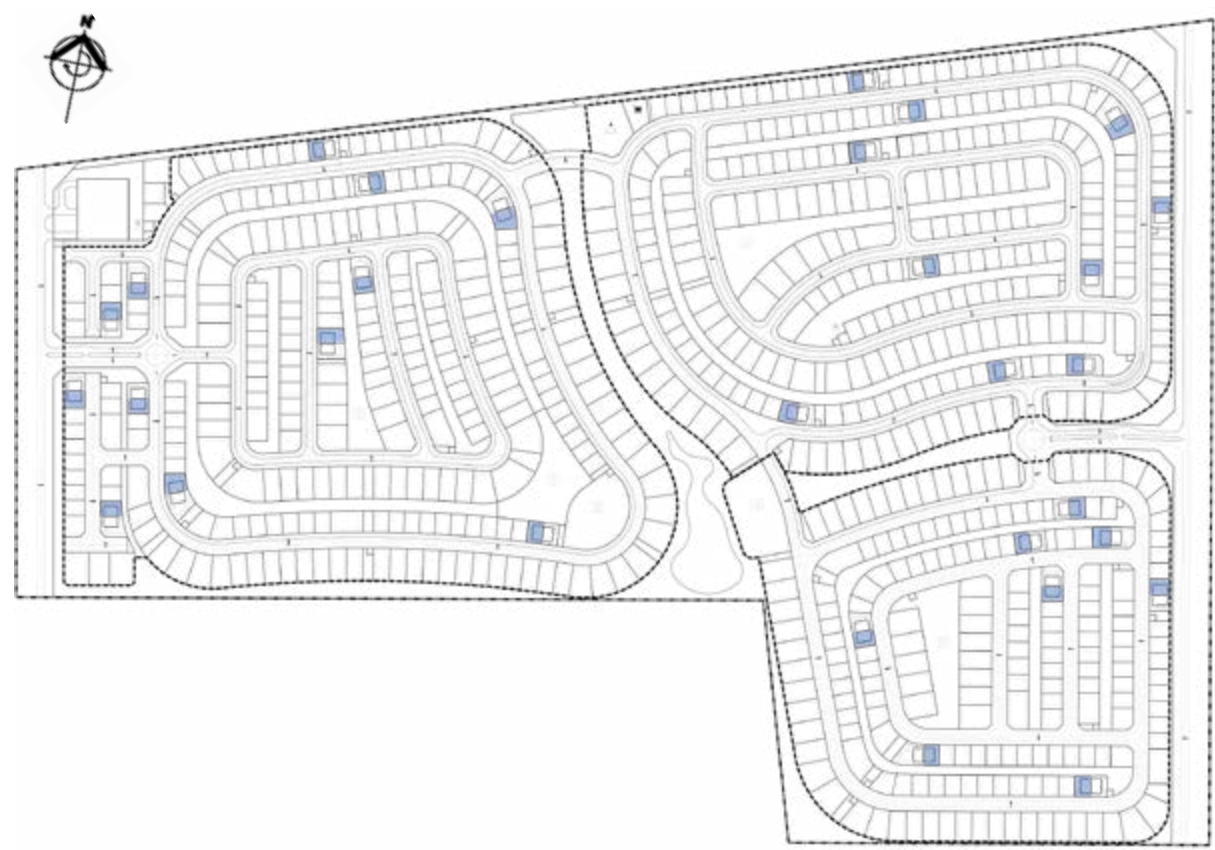
FARM GROVE

THE VALLEY

MARIGOLD-A 4 BEDROOM

UNIT	TOTAL AREA		
4B-Semi Detached Villa	3,764.89 SQFT	349.77 SQM	
SUITE AREA	2,864.70 SQFT	266.14 SQM	
GARAGE AREA	478.13 SQFT	44.42 SQM	
BALCONY/TERRACE AREA	422.05 SQFT	39.21 SQM	

KEYPLAN



GROUND FLOOR



FIRST FLOOR



SECOND FLOOR

FLOOR PLAN 1. All dimensions are in imperial and metric, and measured from finish to finish excluding construction tolerances. 2. All materials, dimensions, and drawings are approximate only. 3. Information is subject to change without notice, at developer's absolute discretion. 4. Actual area may vary from the stated area. 5. Drawings not to scale. 6. All images used are for illustrative purposes only and do not represent the actual size, features, specifications, fittings, and furnishings. 7. The developer reserves the right to make revisions / alterations, at it's absolute discretion, without any liability whatsoever.

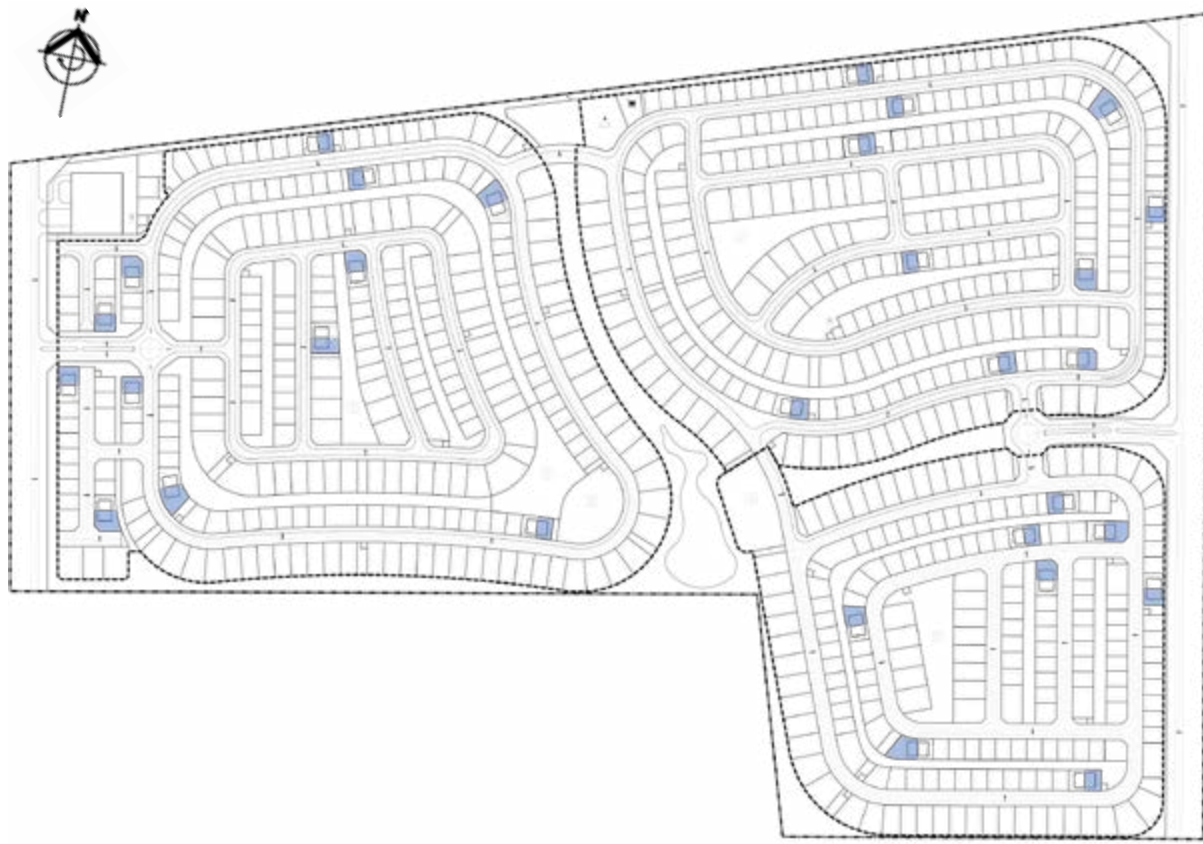
FARM
GROVE

THE VALLEY

MARIGOLD-B
4 BEDROOM

UNIT	TOTAL AREA			
4B-Semi Detached Villa	3,764.89	SQFT	349.77	SQM
SUITE AREA	2,864.70	SQFT	266.14	SQM
GARAGE AREA	478.13	SQFT	44.42	SQM
BALCONY/TERRACE AREA	422.05	SQFT	39.21	SQM

KEYPLAN



GROUND FLOOR



FIRST FLOOR



SECOND FLOOR

FLOOR PLAN 1. All dimensions are in imperial and metric, and measured from finish to finish excluding construction tolerances. 2. All materials, dimensions, and drawings are approximate only. 3. Information is subject to change without notice, at developer's absolute discretion. 4. Actual area may vary from the stated area. 5. Drawings not to scale. 6. All images used are for illustrative purposes only and do not represent the actual size, features, specifications, fittings, and furnishings. 7. The developer reserves the right to make revisions / alterations, at it's absolute discretion, without any liability whatsoever.

EMAAR

FARM GROVE

THE VALLEY

LILY-A 4 BEDROOM

UNIT	TOTAL AREA		
4B-Semi Detached Villa	3,750.36 SQFT	348.42 SQM	
SUITE AREA	2,851.90 SQFT	264.95 SQM	
GARAGE AREA	478.13 SQFT	44.42 SQM	
BALCONY/TERRACE AREA	420.33 SQFT	39.05 SQM	

KEYPLAN



GROUND FLOOR



FIRST FLOOR



SECOND FLOOR

FLOOR PLAN 1. All dimensions are in imperial and metric, and measured from finish to finish excluding construction tolerances. 2. All materials, dimensions, and drawings are approximate only. 3. Information is subject to change without notice, at developer's absolute discretion. 4. Actual area may vary from the stated area. 5. Drawings not to scale. 6. All images used are for illustrative purposes only and do not represent the actual size, features, specifications, fittings, and furnishings. 7. The developer reserves the right to make revisions / alterations, at its absolute discretion, without any liability whatsoever.

EMAAR

FARM GROVE

THE VALLEY

LILY-B 4 BEDROOM

UNIT	TOTAL AREA		
4B-Semi Detached Villa	3,750.36 SQFT	348.42	SQM
SUITE AREA	2,851.90 SQFT	264.95	SQM
GARAGE AREA	478.13 SQFT	44.42	SQM
BALCONY/TERRACE AREA	420.33 SQFT	39.05	SQM

KEYPLAN



GROUND FLOOR



FIRST FLOOR



SECOND FLOOR

FLOOR PLAN 1. All dimensions are in imperial and metric, and measured from finish to finish excluding construction tolerances. 2. All materials, dimensions, and drawings are approximate only. 3. Information is subject to change without notice, at developer's absolute discretion. 4. Actual area may vary from the stated area. 5. Drawings not to scale. 6. All images used are for illustrative purposes only and do not represent the actual size, features, specifications, fittings, and furnishings. 7. The developer reserves the right to make revisions / alterations, at its absolute discretion, without any liability whatsoever.

FARM GROVE





THE VALLEY

FOR MORE INFORMATION PLEASE CONTACT



REAL ESTATE

STAY AHEAD, INVEST SMART

 +971 55 476 7630
 +971 4 368 7878
 info@afsrealestate.com
 www.afsrealestate.com



DUBRICKS

POSSIBILITIES ARE LIMITLESS

 +971 50 674 2020
 +971 4 368 7878
 info@dubricks.com
 www.dubricks.com

EMAAR